

PATTERNS

KS1 – 2005 Paper 2

1.

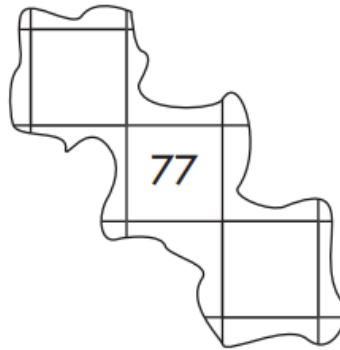
7

Here are the first two rows on a 100 square.

1	2	3	4	5	6	7	8	9	10
11	12	13	14	15	16	17	18	19	20

Here is another part of the 100 square.

Write the two missing numbers.

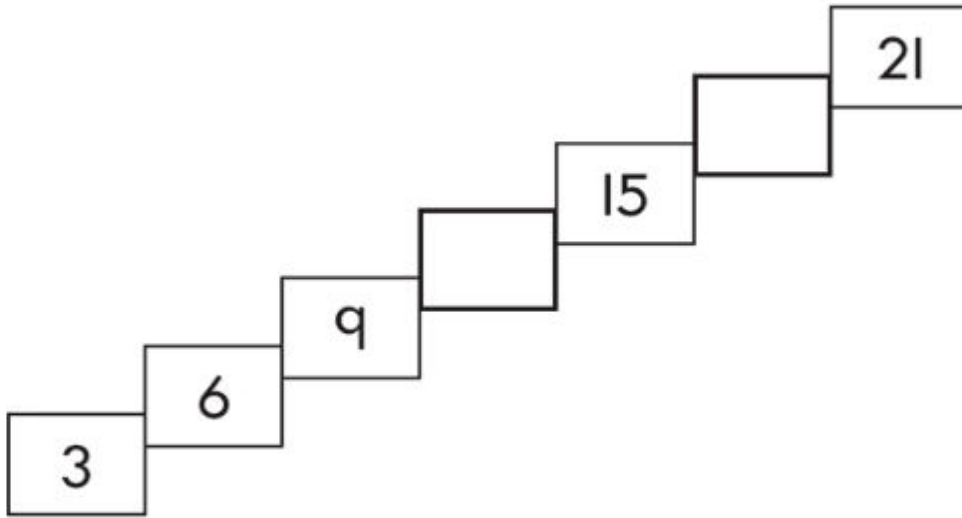


KS1 – 2007 Paper 1

2.

11

Write the missing numbers in this pattern.



3.

23

Here is a pattern of lines.

Draw the missing line in the pattern.

Use a ruler.

2 cm



4 cm



6 cm



cm

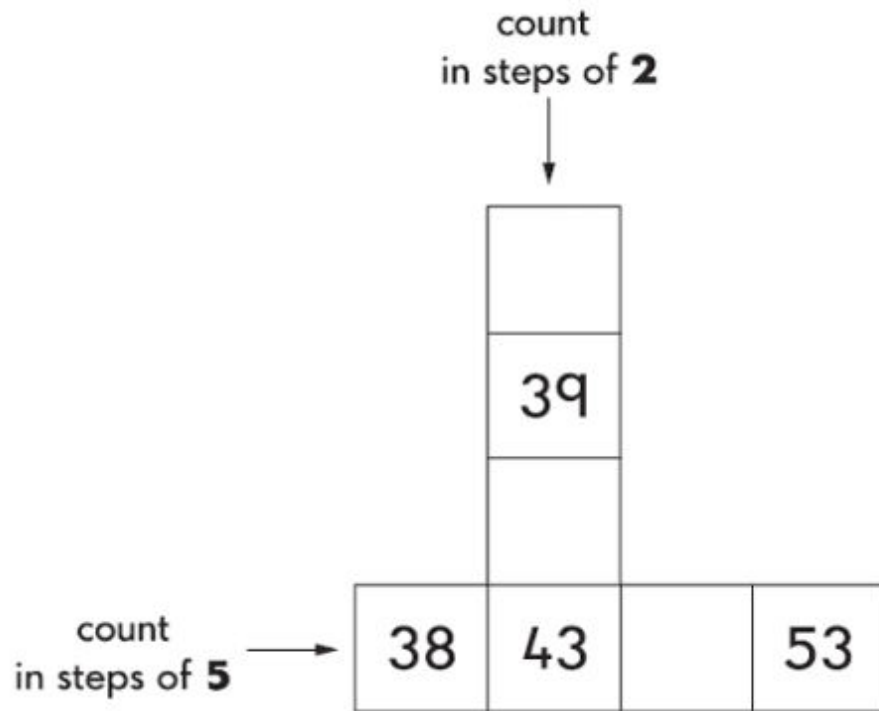
10 cm



4.

28

Write the missing numbers in each of these patterns.



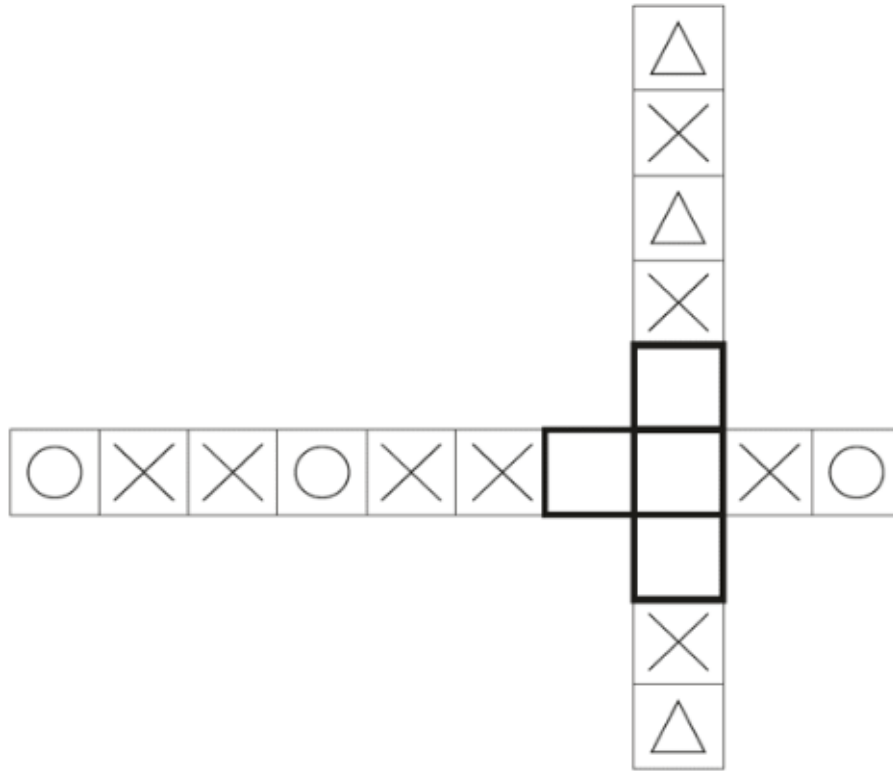
KS1 – 2016 Paper - Reasoning

5.

9

Here are two shape patterns.

Draw a shape in each empty box to make the patterns correct.

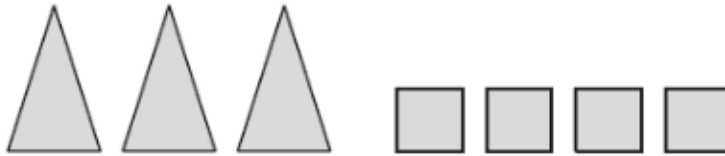


13

Amy makes **25** using different shapes for tens and ones.



Amy makes a new number.



What is Amy's new number?



1 mark

19

Write the next number sentence in the pattern.

$$1 + 2 + 3 = 6$$

$$2 + 3 + 4 = 9$$

$$3 + 4 + 5 = 12$$

$$4 + 5 + 6 = 15$$


$$\square + \square + \square = \square$$



1 mark

8.

24 Sam plays a maths game.

Each  is equal to **2** points.

$$\text{leaf} + \text{acorn} + \text{acorn} = 10 \text{ points}$$

How many points is **one**  equal to?


1 mark